

MILLIE

- UNIT 1
- UNIT 2
- UNIT 3
- UNIT 4
- UNIT 5
- UNIT 6
- UNIT 7
- UNIT 8
- UNIT 9





2
КЛАСС

Английский язык

Учебник для общеобразовательных учреждений

МИЛЛИ / MILLIE

Начальный курс к учебнику

Английский язык нового тысячелетия / New Millennium English
для 5–11 классов

Допущено Министерством образования и науки Российской Федерации
к использованию в образовательном процессе в образовательных
учреждениях, реализующих образовательные программы общего
образования и имеющих государственную аккредитацию
07.12.2005



**BRITISH
COUNCIL**

**BROOKEMEAD ENGLISH
LANGUAGE TEACHING**

**Т И Т У Л
Т И Т У Л**

2007

БИБЛИОТЕКА

**ГИМНАЗИЯ №9
г. Красноярск**

*With love to our Millie-husbands, Millie-parents and Millie-kids
and all those Millie-people in Russia and in the UK who always
believed in us and in Millie.*

Your Millie-authors

Authors' thanks and acknowledgements

This project would not have been possible without the unfailing commitment of Ye. A. Lenskaya, Assistant Director for Education and English Language, British Council, Moscow. Our special thanks and deepest gratitude go to Mike Scholey, from the College of St Mark and St John, Plymouth, UK and Annamaria Pinter, the University of Warwick, UK, for consultancy advice, inspiration and faith in us in spite of all trials and tribulations of the project. We are also very grateful to Rod Bolitho, Steve Ansell and all the tutors and consultants from the College of St Mark and St John, Plymouth, UK, and Shelagh Rixon, the University of Warwick, UK, who inspired us to launch into a wonderful journey of textbook writing. The authors would also like to thank T. M. Krasnopolskaya, Ye. G. Borovikova, S. M. Kuzmina and our "bigger sisters" — authors of the "New Millennium English" textbooks who contributed to the book by their efficient management, administrative support and generous sharing of their professional experience. We would like to thank N. N. Achkassova, I. A. Kalinina, N. M. Rodina and K. V. Ronzhina for advice and support. Our thanks go to Olga Yudanova, Konstantin Finov who wrote the music for the songs in the book. We would like to thank K. L. Boutiagina and S. M. Doubovik, the project partners from the National Training Foundation. A big thank you goes to the teams of the Titul and Brookemead publishers, especially S. N. Kononenko, S. V. Shirina, O. A. Denisenko, E. A. Valyaeva, N. A. Valyaeva, Duncan Prowse, Picot Cassidy and Lynn Strutt, whose commitment, enthusiasm and professionalism made this book happen.

Азарова С. И. и др.

А35 **Английский язык: Милли / Millie:** Учебник англ. яз. для 2 кл. общеобраз. учреждений. / С. И. Азарова, Э. Н. Дружинина, Е. В. Ермолаева, Е. В. Зоткина, Л. Г. Карпова, Е. М. Коренкова, Е. В. Костюк, И. В. Крайнева, Н. Н. Петрова, Н. Б. Пономарева, Р. Ю. Попова, Н. С. Славщик, Л. Л. Соколова, Л. Н. Струкова, Н. Ю. Шульгина. — Обнинск: Титул, 2007. — 128 с.: ил.
ISBN 978-5-86866-369-7

УМК "Millie-2" является составной частью учебного курса "Millie" для 2-4-х классов общеобразовательных учреждений России и составляет с "New Millennium English" единую учебную линию для 2-11-х классов. УМК соответствует требованиям федерального компонента государственного стандарта начального образования по иностранным языкам. Учебник предназначен для учащихся 2-го класса (первый год обучения, 2 часа в неделю согласно Новому базисному учебному плану).

УМК состоит из книги для учащегося, книги для учителя, рабочей тетради, аудиокассеты и набора карточек для обучения говорению и чтению.

Книга для учащегося предлагает разнообразный материал для развития речевых и общеучебных навыков, подобранный с учетом психологических и возрастных особенностей детей. Задания включают тексты для чтения, игры, инструкции по выполнению поделок, страницы самоконтроля, сквозную историю и др. Темы и ситуации общения близки учащимся начальной школы, а предлагаемый языковой материал позволяет им выразить свои мысли и чувства, стимулирует общение со сверстниками на английском языке. Книга содержит интересный и познавательный материал страноведческого характера, а также двуязычный словарь активной лексики каждого раздела и страницу для родителей.


ББК 81.2Англ-922


Содержание

Unit 1 Hello!	4
Unit 2 School bag	14
Progress page Units 1–2.....	24
Unit 3 Do you like the circus?	26
Unit 4 My pet	36
Progress page Units 3–4.....	46
Unit 5 Merry Christmas!	48
Unit 6 I love my family	58
Progress page Units 5–6.....	68
Unit 7 Toyland	70
Unit 8 Where's the mouse?.....	80
Progress page Units 7–8.....	90
Unit 9 My lunchbox.....	92
Unit 10 Granny's farm	102
Progress page Units 9–10.....	114
Wordlist	116
Write your name	121
Answer key Progress pages	122
Parents' page	124



Условные обозначения:


 — номер задания


 — слушай кассету



Hello!

Lesson 1

1  Listen, look and say.




Yum-yum!
Pizza!




2 Read and play.

Lesson 2





Lesson 2

1  Listen, look and say.



What's your name?



2 Read and say.



Hello! What's your name?




Dima. And what's your name?

Dasha.




Aa Bb Cc Dd Ee Ff Gg Hh Ii Jj Kk Ll




6

7



8




5




9

3 Read and play.



Is it A?

No.




Is it C?

Yes.

Lesson 3


1  Look, listen and say.

At the zoo



1

Go to the zoo.



2

Look! A giraffe!




3

Say, "Hello, giraffe!"



5

Look! A crocodile!



4

A-a-ah! You fall into the water.



6

Swim!



7

Run!



8

Climb a tree!






8



Aa Bb Cc Dd Ee Ff Gg Hh Ii Jj Kk Ll

Lesson 4

1  Listen and say.**One**, one, one. Run, run, run.**Two**, two, two. Go to the zoo.**Three**, three, three. Climb a tree.**Four**, four, four. Touch the floor.**Five**, five, five. Swim and dive.**Six, seven, eight.** That was great!**Nine and ten.** Count again!2  Sing the song.

Hello! What's your name?

My name's Kate!

How old are you?

I'm eight! I'm eight!

Hello! What's your name?

My name's Ben!

How old are you?

I'm ten! I'm ten!




Lesson 5

1  Look, listen and say.

- a) 4602893
- b) 4620839
- c) 5710302
- d) 5710203



1

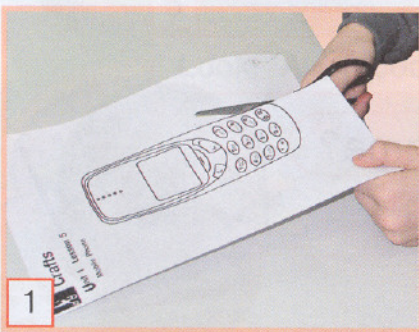


2



3

2 Make the phone.



1



2




3



4





3 Read and play.

What's your phone number?

It's 5673402.



Thank you!


And what's your phone number?

It's 5081271.



Thank you!

Upside-down world



1 Look, listen and say.

Lesson 6

Do you know?

Katherine

Ekaterina

Elena



Margaret

Nikolai


Helen

Margarita

Nick



2 Read and match.



Hello.

What's your name?

How old are you?

What's your phone number?

Goodbye!

a

Vera.

b

It's 1581073.

c

Goodbye.

d

Hello.


e

I'm eight.



Lesson 1

1 Look and say.



1 a cat

2 a ruler

3 a book

4 a mouse

5 a school bag

6 an exercise book

7 a pencil case


8 a pencil



Two plus two




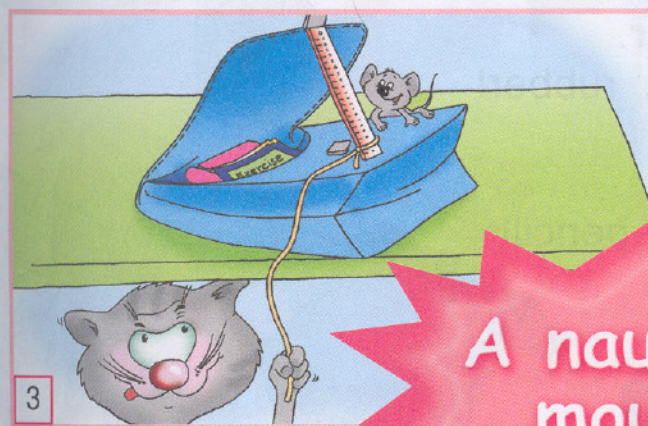

Play with





Hello!




2 Listen, look and say.



A naughty mouse



Lesson 2

1  Listen and chant.

What's this?

What's this?

It's a pen.

A pen? A pen!

What's this?

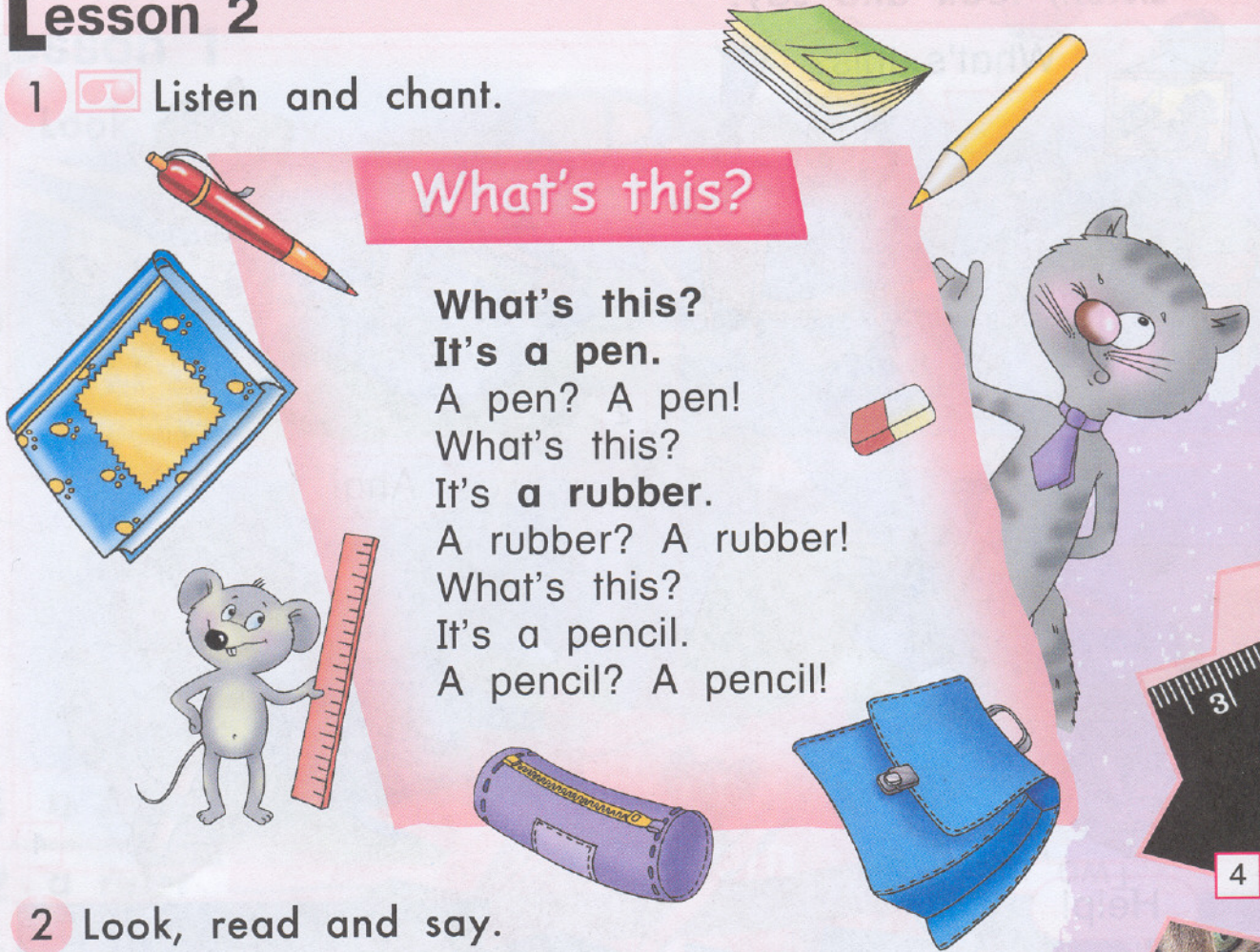
It's a rubber.

A rubber? A rubber!

What's this?

It's a pencil.

A pencil? A pencil!



2 Look, read and say.



1

What's this?

It's a pen.

No, it's a pencil.

3


2

4

3 Read and play.

Pass the letter!


Try again!



6



5



4



7



8



9



Do you know?



a mouse




5 cm



23 cm

a millipede


Lesson 3

1  Sing the song.


Little pencils

One little, two little, three little pencils,
 Four little, five little, six little pencils,
 Seven little, eight little, nine little pencils,
 Ten little pencils in my pencil case.

Ten little, nine little, eight little pencils,
 Seven little, six little, five little pencils,
 Four little, three little, two little pencils,
 One little pencil in your pencil case.



2 Look and say.



3 Look and say.


							?	?
							?	?
							?	?
							?	?

Do you know?

British schoolchildren have pens, pencils, rulers, rubbers, books, exercise books and... **a lunchbox** in their school bags. Look at the lunchbox.



Lesson 4


1  Listen, look and say.

A picture
for
a friend



2 Read and say.

- 1 Draw a picture. *d*
- 2 Cut out a page. *b*
- 3 Look at the picture. *e*
- 4 Give it to your friend. *h*
- 5 Take a pencil. *c*
- 6 It's great! *f*
- 7 Open your exercise book. *a*
- 8 Write C-A-T. *g*


1 - d
2 - 



Lesson 5


1 Look, listen and say.

Circus school




Can I borrow your pen, please?

Sure!



Can I borrow your pencil, please?




No, I'm sorry.

Can I borrow your ruler, please?



Sure!




What's this?




Lesson 6



1 Look, listen and say.



Oh, help! Help!




Yes, sir!




I'm Phillip.



Oh, my books and my exercise books!



The school bags!



What's this?

Danger! Upside-down World!

Upside-down world



2 Play the game.

START



What's your name?

What's this?

Draw a cat.

START



Give your pen to your friend.

How old are you?

What's this?

How old are you?

What's your phone number?

Can I borrow your rubber?

Open your pencil case.



Take a pen.

Take a ruler.

Open your exercise book.

What's this?

What's this?

Can I borrow your book, please?

What's your name?

START



What's this?


What's your phone number?

Open your pencil case.

START




Progress page Units 1-2

1  Listen and match. Послушай, выбери правильный вариант и запиши его.



a



b



c



d




e



f

Баллы — /5

2 Read and match. Прочитай, выбери правильный вариант и запиши его.



1

What's your name?

- a) Kate. ✓
- b) Sure.

2

How old are you?

- a) It's a pencil case.
- b) I'm seven.

3

What's your phone number?

- a) It's an exercise book.
- b) It's 3517067.

4

Can I borrow your pen?

- a) It's Ben.
- b) No, I'm sorry.

5

What's this?

- a) It's a little pencil.
- b) I'm seven.

6



















Is it a banana?

- a) Yes.
- b) It's 3467182.

Баллы — /5



3 Match the sentence to the picture. Прочитай, выбери правильный вариант и запиши его.

1 It's a pencil case.	a 	b 	c 
2 It's a pencil.	a 	b 	c 
3 It's a cat.	a 	b 	c 
4 It's a ruler.	a 	b 	c 
5 It's a school bag.	a 	b 	c 
6 It's an exercise book.	a 	b 	c 

Баллы — /5

4 Write in small letters. Напиши слова в тетради строчными буквами.

- 1 PEN – pen 3 MOUSE – 5 RULER –
 2 SCHOOL BAG – 4 BOOK – 6 FRIEND –

Баллы — /5


5 Ask your friend. Спроси у своего друга.

- как его зовут
- сколько ему лет
- номер его телефона

<p>16-20</p>	<p>11-15</p>	<p>6-10</p>	<p>0-5</p>
--------------	--------------	-------------	------------

Do you like the circus?

Lesson 1

1  Listen, look and say.



A clown

Look, it's a clown.
He's **orange**, **green** and **brown**.
He's **purple**, **red** and **blue**.
And he's **yellow**, too.

Do you know?

A rainbow has seven colours.



1 red

2 orange

3 yellow

4 green


5 blue

6 dark blue

7 purple

Lesson 2

1 Sing the song.



What's your favourite colour?



What's your favourite colour?
What's your favourite colour?
What's your favourite,
What's your favourite,
What's your favourite colour?


My favourite colour is orange,
My favourite colour is orange,
My favourite colour,
My favourite colour,
My favourite colour is orange!



2 Look, listen and say.

What's your favourite colour?

My favourite colour's ...




Is it **black** or **white**?

My favourite colour's ...





My favourite colour's ...



Lesson 3

1 Listen and say.

What colour is it?




It's black and white.



It's grey.






What colour is it?





What colour is it now?



3 Read and make.




2 Read and play.



Lesson 4



1  Sing the song.

I like butterflies

I like butterflies,
 Red and yellow butterflies,
 Pink and purple butterflies,
 Blue and orange, too.
 I like butterflies,
 Green and brown butterflies,
 Black and white butterflies,
 Do you like them too?



2 Read and say.



I like pink, I like green, I like orange, I like black, I like yellow.

Yes. Your turn.







It's a ...!

START



3 Look and make.




4 Read and say.

I like my butterfly.
It's red, yellow and green.




Crafts


Lesson 5

1  Listen, look and say.


Do you like the circus?





Do you like kangaroos?



Do you like clowns?



Do you like butterflies?



I like...



2 Listen and say.

Alphabet chant

A, B, C, D, E, F, G
 Look at her, at him, at me!
 H, I, J, K, L, M, N
 Look at them and say it again!
 O, P, Q, R, S, T, U
 We like fun, and what about you?
 (V and W, X, Y, Z
 That's the alphabet, that's what I said.)








Do you know?



This is the Butterfly Garden in Hiroshima, Japan.

Upside-down world



1 Look, listen and say.

Lesson 6

2 Play the game.

Your turn.
Throw the dice!



I've got three!
One, two, three.



Miss a turn.



What's your
favourite colour?

Miss
a turn

Is it red?

What colour
is it?

FINISH

Do you like
the circus?

Is it a yellow
pen?

What colour
is it?

What colour
is it?

Do you
like clowns?

What's
your name?

How old are you?

Miss
a turn

What's your
favourite colour?



START

What colour
is it?

What's this?

Lesson 1

1  Listen, look and point.



2 Listen, look and say.



3 Read and say.

It's my pet

- 1 It's a kitten!
- 2 It's a black kitten.
- 3 Stroke the kitten!
- 4 It's a hungry kitten.
- 5 Feed the kitten!
- 6 It's a little kitten.
- 7 Hug the kitten!
- 8 Take the kitten home.
- 9 It's my pet. I love it.




Do you know?




the smallest: 19 cm long,
7 cm tall

name: Tinker Toy
country: the USA

the biggest: 23 kg
name: Kathy
country: Russia



Lesson 2



1 Sing the song.



I feed and stroke my pet

I feed and stroke my cat.
I feed and stroke my cat.
My little cat, my little cat.
I love my little cat.


I feed and stroke my dog.
I feed and stroke my dog.
My **big** black dog, my big black dog.
I love my big black dog.



2 Look and say.



Lesson 3

1  Look, listen and say.



I've got a rabbit,
I've got a rat,
I've got a guinea pig,
I've got a cat.
What have you got?

I've got a lizard,
I've got a dog,
I've got a hamster,
I've got a frog.
What have you got?



2 Look, read and say.

I've got a pet.
It's purple.
It's little.

We can read

Mike is Millie's favourite mouse.



Lesson 4

1 Listen, look and say.



1

Have you got a ...?



2



2 Look and say.

Have you got a little dog?


Have you got a little dog?
Have you got a little dog?

No, no, no, no,
I've got a big frog.

Have you got a little cat?
Have you got a little cat?

No, no, no, no,
I've got a big rat.






3

Have you got something big?



4

3 Read and play.



We can read


Pat's pet is pink and Paula's pet is purple.



Lesson 5

1 Read and play.

A lost pet



Oh! My pet!...

Is it big?

No, it's little.

Is it black?

No, it's red, green and white.

Is it a dog?

No, it's my little ...



2 Read and say.

Find the pets

My pet's big and green. Its name is Jack. It's three.

2136173
Kate

My pet's little and grey. Its name is Molly. It's one.

5189734
simon


5189734
simon

5189734
simon

My pet's little and brown. Its name is Funny. It's two.


2257365
Mike

2257365
Mike

3  Sing the song.


I've got a little friend

I've got a little cat,
Little cat, little cat.
I've got a little cat.
Its fur's as white as snow.







We can read

The rabbit with the red ruler runs after the rat.



Lesson 6

1  Look, listen and say.



Upside-down world



Aa Bb Cc Dd Ee Ff Gg Hh Ii Jj Kk

2 Read and make.



1 Cut out.

2 Colour.

3 Stick.



I've got a pet.

3 Read and act out.

Have you got a dog?

Sorry, no.

Have you got a cat?


Yes, here it is.

I've lost my pet.


Is it a parrot?


Yes. It's green, red and blue.

Here it is. Feed it, stroke it, take it home.



Progress page Units 3-4

1  Listen and match. Послушай, выбери правильный вариант и запиши его.



Баллы — /5

2 Read and match. Прочитай, выбери правильный вариант и запиши его.

Lisa: Have you got any pets at home?
 Molly: Yes, I've got a hamster. Its name's Kay.
 Lisa: What colour is it?
 Molly: It's white. It's a big white hamster. Have you got any pets?
 Lisa: Yes, I've got a green lizard and a big black puppy. Its name's Spot. I love my puppy.

- | | |
|-----------------|--------------------|
| 1 Kay's a white | a) kitten |
| | b) rat |
| | c) hamster ✓ |
| 2 The puppy's | a) green |
| | b) black |
| | c) yellow |
| 3 Molly's got | a) a black puppy |
| | b) a white hamster |
| | c) a green lizard |



Molly Lisa



- 4 Lisa's got
 a) a black puppy and a green lizard
 b) a white hamster and a green lizard
 c) a big rabbit and a green lizard
- 5 Spot's
 a) a big rabbit
 b) a little lizard
 c) a big black puppy
- 6 The hamster's
 a) big and white
 b) little and white
 c) big and black

Баллы — /5

3 Copy the odd one out. Прочитай и выпиши ненужное слово.

- 1 ~~blue~~, cat, puppy, hamster
 2 black, brown, ~~lizard~~, green
 3 guinea pig, hedgehog, ~~little~~, rabbit
 4 yellow, green, ~~like~~, red
 5 feed, stroke, take, pet
 6 pencil, pen, exercise book, ~~kitten~~

Баллы — /5

4 Write the letters in the correct order. Поставь буквы в правильном порядке.

- 1 loncw — clown
 2 eeghdoh — ~~hedgehog~~
 3 ribtab — ~~rabbit~~
- 4 elolwy — ~~yellow~~
 5 eamhtsr — ~~hamster~~
 6 rlmaulbe — ~~umbrella~~

Баллы — /5

5 Ask your friend. Спроси у своего друга.


- кто у него на рисунке
- какого цвета его питомец
- нравятся ли ему какие-либо другие животные, приведи пример

<p>16-20</p> <p>Great!</p>	<p>11-15</p> <p>Well done!</p>	<p>6-10</p> <p>OK!</p>	<p>0-5</p> <p>Try again!</p>
----------------------------	--------------------------------	------------------------	------------------------------


Lesson 1

1  Look, listen and say.

It's winter time!
 It's winter time!
Decorate a tree!
 What tree?
 The Christmas tree!
 Decorate the tree!
 Take some crackers,
 Take some bells,
 Take some stars,
 Take some lights,
 Take some baubles,
 And put them on the tree!



Lesson 2

1  Sing the song.

Jingle bells!

Jingle bells!
Jingle bells!
Jingle all the way!
Oh what fun it is to ride,
In a one-horse open sleigh!



2 Read and say.



- 1 I've got three green bells and two red baubles.
- 2 I've got a green Christmas tree.
- 3 I've got four crackers and two yellow stars.
- 4 I've got a yellow star.
- 5 I've got two blue stars and three purple bells.

3 Read and make.



1

Cut out the Christmas card.

2





Colour the Christmas card.

3

Stick stars or bells on the card.

Lesson 3

1 Listen, look and point.





Steve!
e!




a stocking

3



Please,
Santa Claus...

4



Oh, dear!

8




Hooray! Hooray!

9



Merry Christmas,
children!


12

2  Sing the song.


We wish you a Merry Christmas!
We wish you a Merry Christmas!
We wish you a Merry Christmas!
And a Happy New Year!

We can read


Big Ben is a big bell.



Lesson 4

1  Listen, look and say.

It's Christmas time! Let's buy some presents!



A Christmas present

Can I have a fluffy rabbit, please?



What about a box of lollipops, Wendy?



No, No, No!

What about a computer game?



No, thanks!

Ho! Ho! Ho!
Merry Christmas!



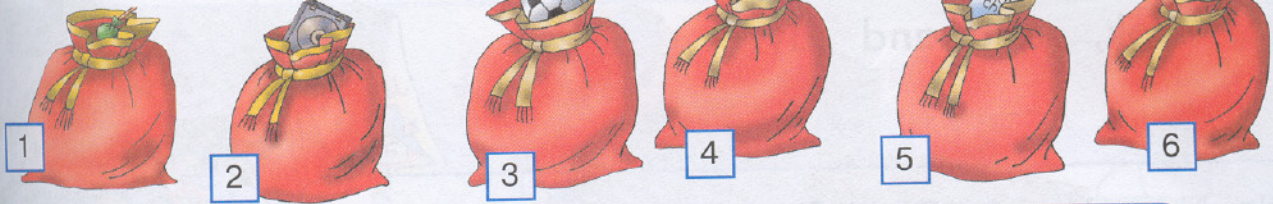
Wow! Look Mum!
It's a fluffy rabbit!




Merry Christmas, Wendy!



2 Look and say.



Sorry dear, no!



What about a book?



No! Can I have a fluffy rabbit?

Can I have a fluffy rabbit, please?



Sorry Wendy, no!

Please, Santa Claus!



We can read


Five fluffy fish play football with four funny frogs.



Lesson 5

1 Look, read and say.

It's New Year's Day! I've got a lot of presents. A book from my Mum, a computer game from my Dad, and a fluffy toy rabbit from Mike. What's this? A present from Father Frost! It's a kitten! I'm so happy!



Do you know?



Дед Мороз

Dun Che Lao Ren

Babbo Natale

Father Christmas or Santa Claus


Père Noël

We can read

What colour is the cat in the clown's computer?



2 Read and make.




1

Cut out four presents.




2

Colour the presents.




3

Fold the Christmas stocking.




4

Cut out the Christmas stocking.



5

Colour and stick the Christmas stocking.



6

Put the presents in the Christmas stocking.

Look at my Christmas stocking.
I've got a fluffy toy rabbit, a computer game, and a box of lollipops.



Lena, this doll's for you. Merry Christmas!

Thank you.

Lesson 6

1 Read and say.

1

2

3

I've got a lot of presents: a new pencil case, two computer games, a box of lollipops and a football. I've also got a nice little rat. It's white. I like my rat.

2 Read the Christmas cards.

Dear Mummy,
We wish you a
Merry Christmas!
Steve and Annie

Dear Natalie,
Merry Christmas and
a Happy New Year!
Love from Jeff

Dear Santa Claus,
We wish you a
Merry Christmas!
Class 2a

Dear Dad,
I wish you a
Happy New Year!
Love from Wendy



3 Play the game.

START



FINISH

Congratulations!

Name five Christmas presents!



Ask Santa Claus for a present.



What colour is it?

D---a-e the Christmas tree.



I've got a ...



Spell three Christmas decorations.



Stop!!! Miss a turn!




Happy ... Year!

Say the Christmas chant.



Presents from Santa Claus



I've got a ...



Sing a Christmas song.



Merry ... !



I've got a ...

Name five Christmas decorations.



I've got a ...



I've got a ...

What's this?




Do you like presents?

Lesson 1

1  Look, listen and say.

This is my family



2 Find the odd one out.

- 1 cat, mum, dad, sister
- 2 sister, granny, brother, hamster
- 3 dad, mum, book, brother
- 4 sister, rabbit, dad, granny
- 5 his sister, his dad, my brother, his granny



3 Look, read and say.

Do you know?

Beatrix Potter's book is called "The Tale of Peter Rabbit". The book is about a **family** of rabbits: Mum – Mrs Rabbit, Dad – Mr Rabbit, four brothers: Flopsy, Mopsy, Cotton-tail and Peter, and their cousin Benjamin Bunny.

Lesson 2

1  Look, listen and say.



an aunt
an uncle
twins
a cousin
her sister



2 Read and say.



My family is big. I've got a mum and a dad, two grannies and a grandpa. I've got two sisters, Molly and Dolly. They are twins. Molly and Dolly are little. They are two years old. My brother's ten. His name's Paul. I've got a pet. It's a guinea pig called Joseph. I love my family.

3  Sing the song.**Thank you, Mum!**

Thank you, Mum!
 Thank you, Mum!
 Thanks for loving me.
 Hugs and kisses,
 Hugs and kisses
 Go to you from me.

Lesson 3

1 Listen, look and say.

She can skip!

1



2



Skip!

3



Skip!

5



4



6



Clap!

9



Skip!

7



8




2 Read and say.

- a) Run to your uncle. Skip together!
- b) Well done! Clap your hands.
- c) Take **a skipping rope**. Skip!
- d) Oh, no! **He can't skip!**
- e) Run to your aunt. Skip together!
- f) Oh! You can't skip.
- g) Run to your Granny. Skip together!
- h) Oh! She can't skip.
- i) Oh, she can skip!



3 Read and say.



- a) This is my brother. He can run.
- b) This is my mum. She can swim.
- c) This is my sister. She can draw.
- d) This is my cousin. He can't write.
- e) This is my father. He can climb.
- f) This is my granny. She can sing.

We can read



Guinea pig's going to Guinea in a big green bag. Goodbye, guinea piggy.





Lesson 4

1 Listen, look and say.

Who's this?



I can take photos.



2 Read and say.

Can he sing?

I'm Anton Chan from St Petersburg. This is my dad and my brother Max. Max is little. He's two. He can't read. I can read for him. My dad's very sporty. He can run, jump, climb and swim! My mum can sing. And I can play garmoshka. This is my cousin Dima. He's from Kaluga. He can swim. Can he sing?



Look at my big family. Can you count my brothers and sisters? Come to Tula to visit us.

Do you know?



The Sarganovs


We can read

Little **L**ucy the **L**izard loves **l**ollipops.



Lesson 5

1 Listen, look and say.



2 Read and make.

Family album



1

Fold.

2

Stick the photos.

3

Draw.



4

Write.


This is my family. This is my mum. She can swim. My dad can run. I've got a granny and she can sing. I've got a sister. She is little and she can't sing. I love my family. What about you?

We can read


Dan's dog feeds Dan's dad.
Good dog. Good dad.



Upside-down world




Let's open the green one!




Oh! It's my home!



Hello! Who are you?



Look! My family album!



This is my grandpa and this is my granny!



No, they're Uncle Tom and Uncle Tim!



And that's my mum!




Nineteen seventy-nine!

! Look, listen and say.

Lesson 6

Progress page Units 5-6

1  Listen and match. Послушай, выбери правильный вариант и запиши его.



Баллы — /5

2 Read and match. Прочитай, выбери правильный вариант и запиши его.



- a) This is my dad. He can draw. Look at the picture of my family. I love this picture.
- b) This is my mum, my dad, my grandpa and my uncle. And this is me. I can climb.



Aa Bb Cc Dd Ee Ff Gg Hh Ii Jj Kk Ll Mm

- c) This is my family, and this is my sister. She can swim. My family's happy. *ЭТО МОЯ СЕМЬЯ И ЭТО МОЯ СЕСТРА ОНА МОЖЕТ ПЛАВАТЬ МОЯ СЕМЬЯ ШАСЛИВА*
- d) This is my brother Jeff. And this is my brother Mike. They are twins. *ЭТО МОЙ БРАТ И ЭТО МОЙ БРАТ ОНИ БРАТНИКИ*
- e) Look at my mum. She can draw rather well. We can cut out dolls together. *ПАСМАТРИ НА КИ ОНА МОЖЕТ РИСУЮЩАЯ МЫ МОЖЕМ ВЫРЕЗАТЬ МАМА РИСОВАТЬ ЗАРАШУ*
- f) This is my granny. I love her. She can read books. *ЭТО МОЯ КИКОЛ ВМЕСТЕ Я ЛЮБЮ ЧИТАТЬ БАБУШКА ЕЕ ОНА МОЖЕТ КНИГИ*

Баллы — /5

3 Find and copy five words. Найди и выпиши 5 слов.

Twinsklollipopwmumrswimdchristmaskcousinh

Баллы — /5

4 Write the letters in the correct order. Поставь буквы в правильном порядке.

- 1 lights – lights
- 2 rcacerk
- 3 tnwsi
- 4 afymil
- 5 renestp
- 6 iwernt



Баллы — /5

5 Ask your friend. Спроси у своего друга.


- есть ли у него / неё сестры и братья
- нравятся ли ему / ей такие подарки, как футбольный мяч, книга или компьютерный диск
- умеет ли он / она плавать, рисовать, прыгать через скакалку

<p>16-20</p> <p>Great!</p>	<p>11-15</p> <p>Well done!</p>	<p>6-10</p> <p>OK!</p>	<p>0-5</p> <p>Try again!</p>
----------------------------	--------------------------------	------------------------	------------------------------

Lesson 1

1 Look and say.

TOYLAND NEWS



1 a ball

2 a kite

3 a teddy bear

4 a bike

5 a superhero

6 a car

2  Sing the song.

What's your favourite toy?

What's your favourite toy?
 What's your favourite toy?
 What's your favourite,
 What's your favourite,
 What's your favourite toy?

1
a kite

2
a bike

3
a car

4
a ball

5
a teddy bear

My favourite toy's a ball.
 My favourite toy's a ball.
 My favourite toy,
 My favourite toy,
 My favourite toy's a ball.

Do you know?

On Boys' Day in Japan families fly kites in the form of a carp (a fish) – big kites for fathers and small ones for sons.



On Girls' Day girls make an exhibition of dolls in their homes.




Lesson 2

1 Read and play.

Magic hat




a teddy bear
a kite
a rat




a car
a parrot
a dog



a teddy bear
a kite
a doll



a clown
a fish
a parrot



a ball
a frog
a bike




Have you got a teddy bear?
No.
Have you got a ball?
Yes.
Have you got a frog?
Yes.
Is it the yellow hat?
No, it's the pink one. My turn.

Do you know?



These are Russian toys. They are red, blue, yellow and white. They are from the Toy Museum in Sergiev Posad (near Moscow).


2  Listen, look and say.



Magic presents

Look at that! Look at that!
Here comes a magic cat.
He's got a lot of presents
In his funny little hat.

Fly the kite,
Kiss the doll,
Hug the teddy bear,
Ride the bike,
Bounce the ball,
Catch it in the air!



We can read

Have you ever hugged
a happy hedgehog?



Lesson 3

Teddy bear's granny

1 Listen, look and say.



2 Read and match.

- a) Run to your granny. Run, run, run...
- b) Go to your granny. Go, go, go...
- c) Make a present for your granny.
- d) She's **happy**.
- e) She's **sad**.
- f) Give your granny the present.
- g) You're **tired**.
- h) Hug your granny!
- i) Phone your granny.



3  Sing the song.

If you're happy



If you're happy and you know it, clap your hands.
 If you're happy and you know it, clap your hands.
 If you're happy and you know it,
 If you're happy and you know it,
 If you're happy and you know it, clap your hands.

Do you know?





The first teddy bear was made in 1902.
 This is the Teddy Bear Museum in England.

Lesson 5

1 Guess, read and say.

- 1 I like swimming.
- 2 I like flying a kite.
- 3 I like climbing a tree.
- 4 I like catching a ball.
- 5 I like riding a bike.




2 Read and make.



1 Cut out your favourite toy.



2 Colour your favourite toy.



3 Stick your favourite toy to a pencil.



I've got a superhero. His name's Jeff. He can fly, run, swim and climb trees. I like playing with Jeff.

4

We can read

Dad's catching a big rat and a happy cat's sitting in the hat.



Lesson 6

1 Look, listen and say.

8 Ohi Helpi

7 Here's a present for you!

6 Jessiei Briani Philipi

5 I like riding a bike!

4 Let's play?

3 Welcome to Toyland!

2 What's this?

1 Let's open the yellow door.

Upside-down world

Aa Bb Cc Dd Ee Ff Gg Hh Ii Jj Kk Ll Mm



2 Play the game.

Toyland

Start

1



Sing a song

2

Draw a rabbit




3

Go to 5

8

Go to 9



What colour is this?

7

What's your favourite toy?



6



What's this?

5



Say a rhyme

10

Have you got a pet?



Can you fly?



11

Go to 13


16

Go to 17

Do you like playing with teddy bears?




15



Say my number

14

Say a rhyme



13



Do you like playing with dolls?

17

What colour is this?



18



What's this?

19

Finish




20

Lesson 1

1 Listen, look and say.

The sad ghost's house

1



Look! An old house!

Open the door.

2



What a big room!

3


It's a table.

4



Do you know?

An igloo is a house of the Inuit people (Canada).



I'm Edwin, the sad ghost.



9

A ghost!!!




8

It's a cupboard.



5

It's a very, very big bed!



6

It's a chair.



7

2 Look and say.

What's this?

I think it's a chair.




1




No, I think it's a table.



8




2



7



3



4




5




6

Lesson 2


1  Listen, look and say.




bedroom




living room



bathroom



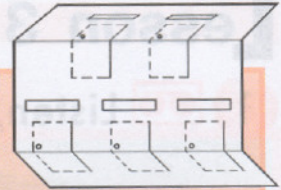
kitchen



hall




2 Read and make.




1

Cut.



2

Fold.



3

Cut out the doors and the mouse.



4

Write.

Is the mouse **in** the **bedroom**?


No.

Is the mouse in the **bathroom**?


Yes.



Lesson 3

1  Listen, look and say.

The hungry ghost



1



We can read

Ten teddy bears are in the toy tree today!



2



3



4

2 Read and say.

- Here's the ghost!
- Take a piece of cake.
- The cake's in the ghost!
- Put it on the plate.
- Look around. **Where's the ghost?**
- Look! Is it in the cupboard?
- But where's the cake?
- Look! A hungry ghost.
- Look **under** the table. It's not there.




9




3 Look and say.


Where's the mouse? Is it **near** the table?



5



6




8



7

Lesson 4

1  Listen, look and say.



Where're the bears?




Where's the mouse?
It's in the house.



Where's the cat?
It's under the hat.



Where're the bears?
They're on the chairs.



Where're the foxes?
They're in the boxes.



And where's the toast?
It's in the ghost.

2 Read and play.


Where's the mouse?
It's under the bed.

Where're the cats?
They're in the box.

We can read

- Can you say **nine** Russian **names**?
- **Nina**, **Nadya**, **Nastya**,...

Lesson 5

1  Sing the song.

Where's the ghost?

The ghost is on the box,
The ghost is on the box,
Hi-ho, the derry-o,
The ghost is on the box.

The box is on the chair,...
The chair is on the bed,...
The bed is in the room,...
The room is in the house,...



2 Look and say.

Where're the toys?



The teddy bear's near the bed in picture A.
It's on the bed in picture B.





We can read

Can you see red-haired Fred
in the red bed?



Lesson 6


1 Look, listen and say.



Upside-down world



Aa Bb Cc Dd Ee Ff Gg Hh Ii Jj Kk Ll Mm

2 Read and say.



Look at this dark room!
 The crocodile's under the bed.
 The black cats are under the cupboard.
 The monster's in the cupboard.
 The frogs are under the chair.
 The mouse is on the chair.
 A-a-ah! The ghost is near the door.




3 Choose and say.



Hi! This is my living room. It's small. I've got a small white table and three small white chairs in it. There's a white cupboard in my room. Do you like my room?


Progress page Units 7-8

1 Listen and match. Послушай, выбери правильный вариант и запиши его.



Баллы — /5

2 Match the words with the picture. Прочитай, выбери правильный вариант и запиши его.



- 1 — a bike
- 2 — a chair
- 3 — a bed
- 4 — a kite
- 5 — a table
- 6 — a cupboard

Баллы — /5

3 Read and match. Прочитай, выбери правильный вариант и запиши его.

- 1 Where's the ghost?
- 2 Where's the rabbit?
- 3 Where's the school bag?
- 4 Where're the teddy bears?
- 5 Where're the dolls?
- 6 Where're the books?

- a) They're in the cupboard.
- b) It's on the cupboard.
- c) They're on the bed.
- d) It's under the bed.
- e) It's on the chair.
- f) They're on the table.

Баллы — /5



4 Match the halves. Соедини половинки фразы.

I like

- 1 playing
- 2 flying
- 3 riding
- 4 bouncing
- 5 feeding
- 6 playing with

- a) a kite.
- b) my cat.
- c) in the living room.
- d) a ball.
- e) my teddy bear.
- f) a bike.


Баллы — /5

5 Guess the toy. Угадай игрушку.

It's in the living room.
It's in the cupboard.

Is it a teddy bear?

Yes.



16-20



11-15



6-10




0-5



My lunchbox

Lesson 1

1  Listen, look and say.

Let's go to Our Little Chef.

Café Our Little Chef

OPEN

1

Would you like fish and chips?

pizza 4 euro

spaghetti 6 euro

fish and chips 9 euro

jacket potato 5 euro

2

At Our Little Chef

...and white coffee for you, Madam.

Would you like an orange juice?

apples

bananas

oranges

ice cream cart of fruit 1

orange juice

water

cola

6

5

Would you like a jacket potato?



2 Look, read and say.



What about a pizza?



Would you like ...?




No, thank you. Can I have ...?



Mm Nn Oo Pp Qq Rr Ss Tt Uu Vv Ww Xx Yy Zz

Lesson 2

1  Listen and chant.



Do you like bananas?

Do you like bananas?
Bananas? Bananas?
Do you like bananas?
Of course I do!

Do you like jam?
Jam? Jam?

Do you like jam?
Of course I do!

Do you like cakes?
Cakes? Cakes?

Do you like cakes?
Oh! Yes, I do!

Do you like soup?
Soup? Soup?

I don't like soup!
And what about you?

2 Read and say.




- a) I like bananas, juice and ice cream. I **don't like** soup.
- b) I like soup, fish and chips and **cakes**. I don't like ice cream.
- c) I like pizza, oranges and cakes. I don't like jam.




3 Read and make.

My favourite food



1 Take the plate.



2 Cut the food out.




3 Colour the food.



4 Stick the food on the plate.


Would you like a banana?

No, thank you.
I don't like bananas.



Would you like a cake?

Yes, please.



Lesson 3

1 Look, listen and say.




2 Read and say.

- 1 Buy a big *apple*.
- 2 Take it ...
- 3 Wash ...
- 4 Peel ...
- 5 Cut the ...
- 6 Eat half of the Yummy!
- 7 Look! What's in the other ...?
- 8 A very big worm!




Lesson 4

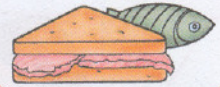
1 Look, listen and say.



a cheese sandwich

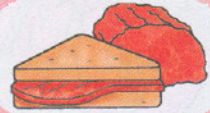


a banana sandwich




a fish sandwich

I don't like fish sandwiches or meat sandwiches.



a meat sandwich




a jam sandwich

2 Read and say.


Max's lunchbox

I'm Max. This is my **lunchbox**. It's red. I like cola, cheese-and-jam sandwiches and ice cream. I don't like bananas or chips. Today I've got an apple, cola, a cheese sandwich and a banana in my lunchbox.



3 Look, listen and read.

crunch



munch

I eat

I eat apples - *apple*
Crunch, crunch, crunch.
I eat sandwiches - *sandwich*
Munch, munch, munch.
I eat lollipops - *lollipop*
Lick, lick, lick.
But I eat ice cream - *ice cream*
Quick, quick, quick! *quick*


lick



quick

Lesson 5

1 Listen and chant.



3 Read and say.




I like banana sandwiches.
What's your favourite food?

I don't like sandwiches.
I like apples. Do you like apples?



We can read

Dot's dog's hot.
Dot's got a hot dog.




2 Read and say.

Where's the sandwich?

Mum, can I have a meat sandwich and two cheese sandwiches?

Yes, please! That's my favourite. And some orange juice, please!

Would you like a jam sandwich?



Would you like some apple juice?


No, thanks.

Where's the orange juice?








Here it is! Let's put it in the lunchbox.

One, two, three... Where's the jam sandwich?



Upside-down world



1 Look, listen and say.

Lesson 6

2 Read and say.

Can I have ice cream in my lunchbox?

No, but you can have a banana.



Do you know?

The biggest hamburger (2.5 tons) was made in Seymour (USA) on 5 August, 1989.



We can read




Chips with **cheese**!
Crunch, crunch, crunch!
A **chocolate** sandwich!
That's my lunch!

Lesson 1

1  Look, listen and say.

Who lives on
Granny's farm?




horse

duck

chick

cow

pig

2  Sing the song.

On the farm

The ducks are in the kitchen,
Quack, quack, quack.
Chase them away please,
Dear Granny!


The chicks are in the cupboard,
Cheep, cheep, cheep.
Chase them away please,
Dear Granny!

The pigs are in the bathroom,
Oink, oink, oink.
Chase them away please,
Dear Granny!

The cows are in the bedroom,
Moo, moo, moo.
Chase them away please,
Dear Granny!

And where are the horses?

A big brown horse lives on the farm.




Lesson 2

1  Look, listen and say.

What does this little cow do?

This little cow **eats grass**,
That little cow eats hay,
Every day, every day
That little cow eats **hay**.
This little cow **drinks water**,
That little cow runs away,
Every day, every day
That little cow **runs away**.

This little cow **does nothing**,
She dreams of the Milky Way.
Every day, every day
She **dreams of** the Milky Way.
She never eats grass, she never eats hay,
She never drinks water or runs away.
Every day, every day
She dreams of the Milky Way.



water

hay

grass



2 Read and make.



1

Cut out the cows.


2

Colour the cows.

3

Stick two sides together.

3 Read and say.



1



2

A Milky Way dream






Every day Molly makes some pizza. And every day a little mouse eats Molly's pizza. Molly's angry. Her cat never chases the mouse. He never eats mice because he's a vegetarian cat. He does nothing all day. He just drinks milk and dreams of the Milky Way.

A vegetarian friend


Lilly is a little mouse. She lives on a farm. She's got a friend. His name's Pat. Pat likes fish and chips, tomato sandwiches and cheese. He never eats ham sandwiches, because he's a vegetarian. Pat's a cat.

Lesson 3

1 Listen and say.




2 Look, listen and say.



The big catch

I take my
 I run to the
 I take a
 I put the worm on the
 I cast the line.
 I've got it! A big, big fish!
 My granny asks "How can you catch such a big, big fish?"
 I say "I take my"



We can read
 Six big pink pigs lick fish and chips.

Lesson 4

1 Listen, read and say.

- 1 Miguel Potato lives on the potato farm.
- 2 The farm's very big.
- 3 The potato dog lives on the potato farm.
- 4 Maria Potato likes fish and chips.
- 5 Chip is a potato cat.

2 Read and say.

Miguel Potato's big catch

Maria, feed the cow, the horse and the pigs!

I can't. I'm tired.

1

Let's go to the river.

Miguel, I'm hungry! Have you got a fish?

I've got it! Such a big, big fish!

Look! It's so big!

2


I can't. I'm tired.

3

4

Where's the fish?
Who stole the fish?

My gold!!!



What's this?!

Gold?!

7

Maria, can I have
a new fishing rod
and ten hooks?

6




5

3 Choose and make.



a cow



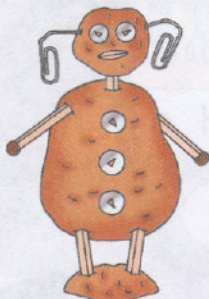
a pig




a chick




Miguel Potato



Maria Potato



a horse



a duck

Do you know?



potato



couch potato

We can read





The fluffy duckling's having
lunch under the cupboard:

Crunch, crunch!
Munch, munch!



Lesson 5

1 Listen, look and say.




Photos from the farm

I like feeding animals. What about you?

I like riding a bike.



2 Look and say.



Who lives in the house?

A duck.

What does the duck eat?

It eats fish and chips.

Mm Nn Oo Pp Qq Rr Ss Tt Uu Vv Ww Xx Yy Zz

Lesson 6

1 Look, listen and say.

1 We're sorry!

2 We can be your friends!

3 It's time to go home!

4 You can ride my horse.

5 We've got an idea!


6 Goodbye, Sir Charles!

We can draw a door!

Danger! Upside-down World

Upside-down world

Aa Bb Cc Dd Ee Ff Gg Hh Ii Jj Kk Ll

2  Sing the song.


Goodbye song

Stamp your feet! Wave your hands!
 Say goodbye to your friends!
 Goodbye to Wendy! Goodbye to Steve!
 Goodbye to Millie! Goodbye to Jeff!
 Goodbye to Wendy! Goodbye to Steve!
 Goodbye to Millie. See you in September!

Give a smile and wipe your eyes
 Friends, it's time to say goodbye!
 Goodbye to Lena! Goodbye to Sasha!
 Goodbye to Victor! Goodbye to Masha!
 Goodbye to Lena! Goodbye to Sasha!
 Goodbye to Victor! See you in September!



Progress page Units 9-10

1  Listen and match. Послушай, выбери правильный вариант и запиши его.



Баллы — /4

2 Read and match. Прочитай, выбери правильный вариант и запиши его.

- 1 Who's this?
- 2 Would you like fish and chips?
- 3 What does Granny dream of?
- 4 Do you like soup?
- 5 What's this?
- 6 Can your sister skip?

- a) Yes, please.
- b) No, I don't.
- c) Yes. She can skip well.
- d) It's my uncle.
- e) It's my toy.
- f) She dreams of a new house.



Баллы — /5



3 Odd one out. Прочитай и выпиши ненужное слово.

- 1 banana, potato, puppy, orange
- 2 cow, chick, coffee, horse
- 3 doll, pig, bike, kite
- 4 pink, green, cake, red
- 5 grass, stroke, take, swim
- 6 lives, dreams of, jam, does nothing

Баллы — /5

4 Find and copy five words. Найди и выпиши 5 слов.



s	a	n	d	w	i	c	h	k	q
o	s	l	u	n	c	h	b	o	x
u	c	s	c	f	g	i	e	v	e
p	w	o	r	m	f	c	q	k	l
e	h	o	r	s	e	k	l	e	k



Баллы — /6

5 Ask your friend. Спроси у своего друга.

- что бы ему хотелось иметь в коробке для школьных обедов
- хотелось бы ему плавать, запускать воздушного змея и т. д.
- что обычно животные и люди делают на ферме

16-20	11-15	6-10	0-5

Write your name

Буква русского алфавита	Написание буквы через английский алфавит	Буква русского алфавита	Написание буквы через английский алфавит
Аа	Aa	Рр	Rr
Бб	Bb	Сс	Ss
Вв	Vv	Тт	Tt
Гг	Gg	Уу	Uu
Дд	Dd	Фф	Ff
Ее	Ee	Хх	Kh kh
Ёё	Yo yo	Цц	Ts ts
Жж	Zh zh	Чч	Ch ch
Зз	Zz	Шш	Sh sh
Ии	Ii	Щщ	Shch shch
Йй	Yu	ь	"
Кк	Kk	ы	y
Лл	Ll	ь	'
Мм	Mm	Ээ	Ee
Нн	Nn	Юю	Yu yu
Оо	Oo	Яя	Ya ya
Пп	Pp		

Примеры написания русских слов в английской транслитерации:

Аня Смирнова

Anya Smirnova

Дима Малахов

Dima Malakhov

Саша Чижов

Sasha Ghizhov

Наташа Никитина

Natasha Nikitina

Женя Щербаков

Zhenya Shcherbakov

Answer key Progress pages

Подсчитай свои очки (1 правильный ответ = 1 очко).

Units 1–2


- | | | | |
|---|---|---|--|
| 1 1 – b)
2 – f)
3 – d)
4 – e)
5 – c)
6 – a) | 2 1 – a)
2 – b)
3 – b)
4 – b)
5 – a)
6 – a) | 3 1 – c)
2 – b)
3 – a)
4 – c)
5 – a)
6 – a) | 4 1 – pen
2 – school bag
3 – mouse
4 – book
5 – ruler
6 – friend |
|---|---|---|--|

Units 3–4

- | | | | |
|---|---|--|---|
| 1 1 – f)
2 – e)
3 – a)
4 – d)
5 – b)
6 – c) | 2 1 – c)
2 – b)
3 – b)
4 – a)
5 – c)
6 – a) | 3 1 – blue
2 – lizard
3 – little
4 – like
5 – pet
6 – kitten | 4 1 – clown
2 – hedgehog
3 – rabbit
4 – yellow
5 – hamster
6 – umbrella |
|---|---|--|---|

Units 5–6

- | | | | |
|---|---|---|--|
| 1 1 – b)
2 – c)
3 – e)
4 – a)
5 – d) | 2 1 – c)
2 – b)
3 – a)
4 – d)
5 – f)
6 – e) | 3 lollipop
mum
swim
Christmas
cousin | 4 1 – lights
2 – cracker
3 – twins
4 – family
5 – present
6 – winter |
|---|---|---|--|



Units 7-8

- | | | | |
|-----------------|-----------------|-----------------|-----------------|
| 1 1 - f) | 2 1 - e) | 3 1 - b) | 4 1 - c) |
| 2 - e) | 2 - c) | 2 - d) | 2 - a) |
| 3 - c) | 3 - f) | 3 - e) | 3 - f) |
| 4 - d) | 4 - a) | 4 - a) | 4 - d) |
| 5 - a) | 5 - b) | 5 - f) | 5 - b) |
| 6 - b) | 6 - d) | 6 - c) | 6 - e) |

Units 9-10

- | | | | |
|-----------------|-----------------|--------------------|-------------------|
| 1 1 - d) | 2 1 - d) | 3 1 - puppy | 4 sandwich |
| 2 - a) | 2 - a) | 2 - coffee | soup |
| 3 - c) | 3 - f) | 3 - pig | chick |
| 4 - b) | 4 - b) | 4 - cake | lunchbox |
| | 5 - e) | 5 - grass | worm |
| | 6 - c) | 6 - jam | horse |